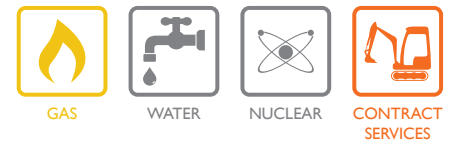




LIVE GAS RISER TRANSFER



Allows a gas riser to be partly renewed or transferred to a new main without first decommissioning it

Available for use within the UK gas industry on 1" to 6" diameter low pressure services, this technique allows a gas riser within a building to be partly renewed or transferred to a new main without first decommissioning it.

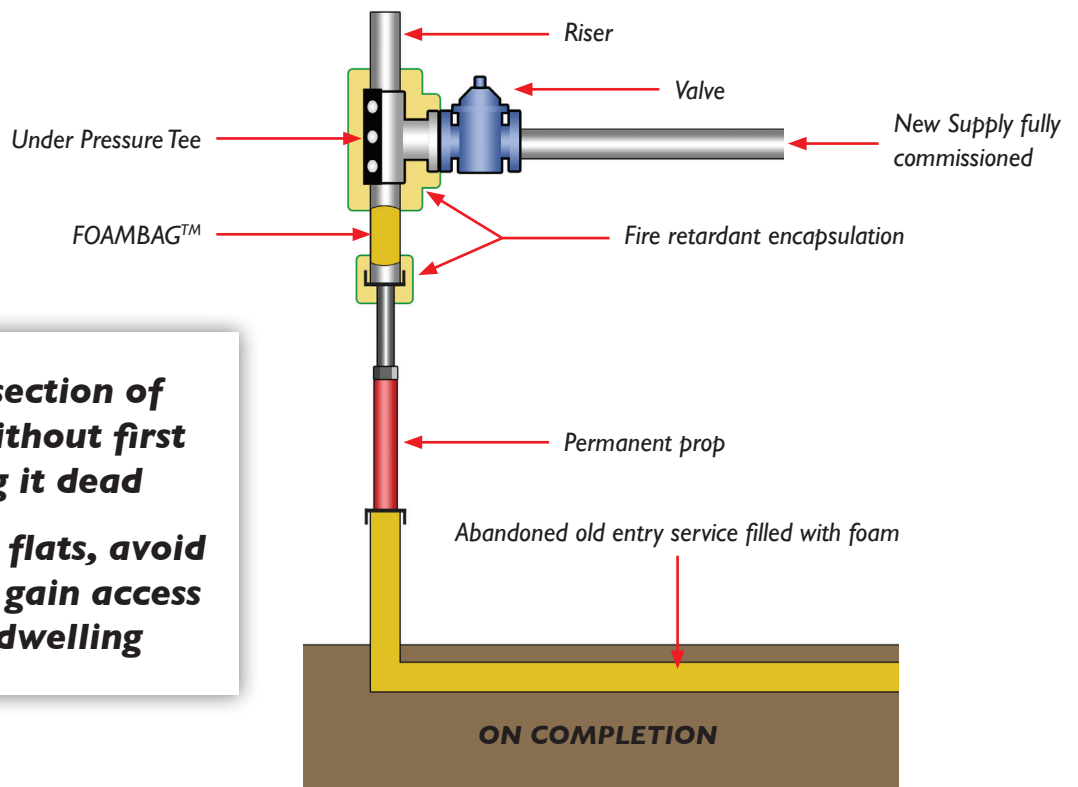
Live Riser Transfer allows a section of old service under the building, a frequent cause of leakage, to be abandoned and replaced. It is particularly beneficial in high rise apartment blocks as it avoids the need to gain access to each dwelling to turn off and relight the gas.

Live Riser Transfer is carried out by a Steve Vick Contract Service engineer.

DEPTH SURVEY

Enhancements have been incorporated into the Live Riser Transfer technique over recent years including the provision of an in-depth survey prior to the project which involves both Steve Vick International and the customer agreeing on all aspects of the riser renewal such as the exact positioning of the new service. At this planning stage, it may also be decided to fit a flexible coupler within the new supply as the thermal expansion of the steel pipe needs to be taken into consideration.

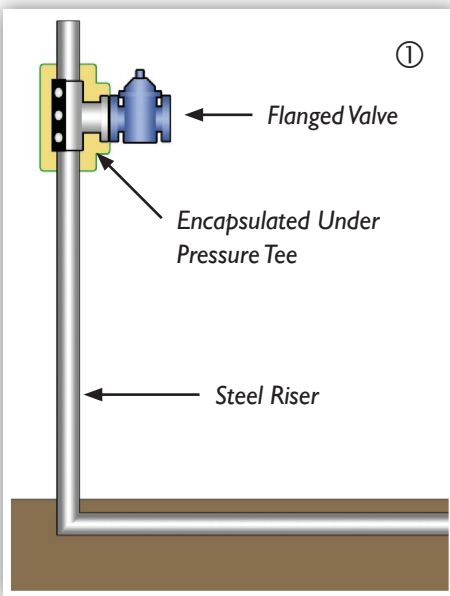
Technique complies with GIS/SER6:2006



Renew a section of gas riser without first throwing it dead
In blocks of flats, avoid the need to gain access to each dwelling

BENEFITS

- Solves the problems associated with the replacement of services to high rise buildings
- Avoids the need to throw the riser dead
- Avoids the high cost of scaffolding associated with providing new riser on building exterior
- Enables the section of old service under a building to be safely abandoned
- Avoids the need to enter each property to turn off, purge, test and relight supply
- No disruption to customers' supplies
- Fire retardant material used to provide a 30 minute fire check in accordance with GIS/SER6:2006



① An Under Pressure Tee (UPT) fitted to the portion of the old riser remaining in commission at the point where the new service is to be pieced in. The riser is drilled through the UPT, in no-gas conditions, using the Steve Vick Under Pressure Drill and a flanged valve is fitted. Once valve is fitted to the UPT a support bracket is used to support the weight.

This UPT is encapsulated with a fabric collar injected with fire retardant material to provide a 30 minute fire check in accordance with GIS/SER6:2006.

② The new service is then pieced in and commissioned by the Gas Distribution Network.

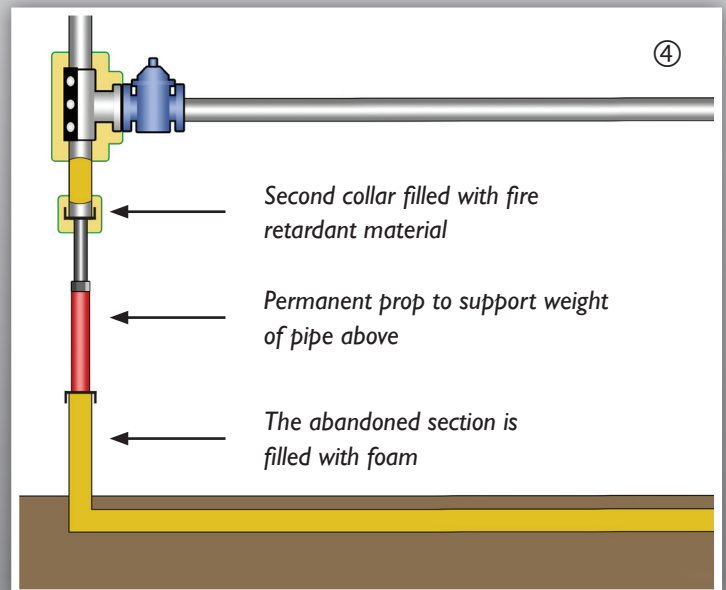
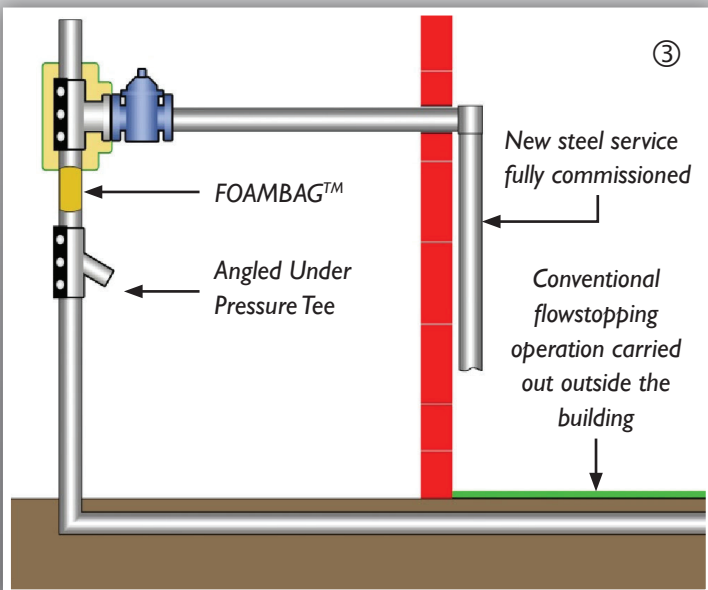
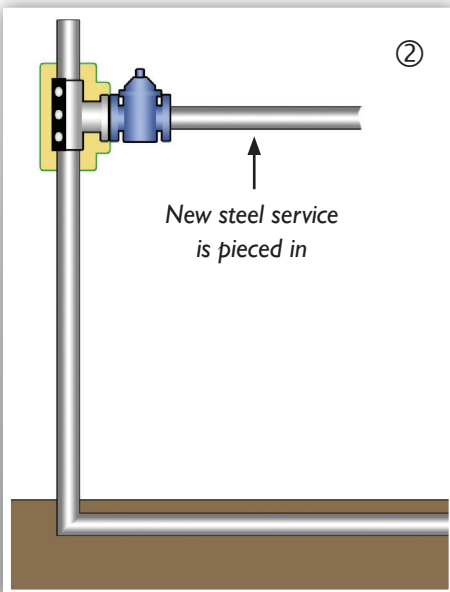
③ In order to abandon the old section of riser, an angled UPT is fitted below the new service to enable a flowstopping operation to be carried out. The riser is drilled through the Angled UPT and a FOAMBAG™ is installed in the riser. Expanding resin foam is injected into the bag and allowed to cure for 15 minutes.

A conventional flow-stopping operation is performed outside the building by the GDN to enable the redundant section to be purged and tested. The entire abandoned section may then be filled with foam to ensure safety in the future.

④ The steel riser below the new supply is cut and capped and a permanent prop is installed to support the weight of the steel pipe above. A second collar is fitted at the live end of the old service, over the end cap, and is filled with fire retardant material.

Please note that Live Gas Riser Transfer is carried out by Steve Vick International's Contract Service team.

Please contact us for further technical information.



Steve Vick International Ltd. Treenwood Industrial Estate, Bradford on Avon, Wiltshire, BA15 2AU

info@stevevick.com +44 (0) 1225 864 864 stevevick.com

