

# STEVE VICK INTERNATIONAL



SOLUTIONS FOR THE REPAIR RENOVATION AND DECOMMISSIONING OF PIPELINES

## I 80 PIPE COIL TRAILER

Suitable for coils up to 180mm

Illustrated Parts List Valid Until June 2015











**Steve Vick International Ltd**


Treenwood Industrial Estate, Bradford-on-Avon, BA15 2AU, UK

Telephone: +44 (0)1225 864 864 Email: [info@stevevick.com](mailto:info@stevevick.com) Web: [www.stevevick.com](http://www.stevevick.com)









# I 80 PIPE COIL TRAILER

Item Description	Part No.	
<p><b>I 80 Mk III Coil Trailer.</b>            This price includes full lighting, pipe end clamp &amp; ratchet strap &amp; the trailer painted in a colour of your choice.            Multiple orders - P.O.A.</p>	312104	

<b>Spares commonly required for Superstructure</b>		
<b>Drum Wheel</b>	312011	
<b>Drum Wheel Hub (pair)</b>	323111	
<b>Drum Bar</b>	312002	
<b>Shoot Bolt - complete with Bracket</b>	315032	
<b>Drum Bar Shoot Bolt</b>	197301	
<b>Carousel Retainer Shoot Bolt</b>	197303	
<b>Bracket for Drum Bar</b>	315033	

Item Description	Part No.	
<b>Ratchet Strap (use with pipe end clamp)</b> Please state if you require orange strap with hooks for older trailers & there will be no holster on the trailer for the pipe end clamp OR yellow strap with D shackles used on newer trailers	324022	
<b>Pipe Clamp</b>	323013	
<b>Bottom Rollers</b> 3" dia 1070mm long bearing – Shaft 3/4" dia 1255mm long <b>4 horizontal on rockers per trailer</b>	325301	
<b>Horizontal Front/Rear Rollers</b> 2" Dia 1020mm long bearing – shaft 15mm dia 1070 long <b>2 on rear gate, 4 on superstructure (2 horizontal, 2 vertical) per trailer</b>	325101	
<b>Horizontal Side Rollers</b> 2" Dia 1110mm long bearing – shaft 15mm dia 1150 mm long <b>8 horizontal on superstructure per trailer</b>	325104	
<b>Rear Gate</b> – complete with 2012 modified locking mechanism	323102	
<b>Prop Stand Clamp</b>	323173	
<b>Prop Stand</b>	323162	



Item Description	Part No.	
<b>Guide Roller Unit - Complete</b>	312015	
<b>Guide Roller Unit - Side Roller Assembly (without bracket)</b>	312026	
<b>Guide Roller Unit – Top Roller Assembly (without bracket)</b>	312023	
<b>Guide Roller Unit – Top Roller Assembly with bracket</b>	312028	
<b>Guide Roller Unit Roller</b> 4 per rerounder	325201	
<b>Guide Roller Sword Pins</b>	139002	
<b>Guide Roller Seating Bar</b>	312024	
<b>Shackle with bolt/lock nut</b>	323091	
<b>Bolt with lock in pin</b>	323138	
<b>Shackle</b>	323139	



<b>Spares commonly required for Lighting system</b>		
<b>Item Description</b>	<b>Part No.</b>	
<b>Rear Light – Left</b>	320063	
<b>Rear Light – Right</b>	320064	
<b>Marker Light, Clear - Front</b>	320009	
<b>Marker Light, Red - Rear</b>	320015	
<b>Junction Box</b>	320001	
<b>Seven Pin Plug</b>	320032	
<b>7 Pin Socket</b>	320071	
<b>Reflective Triangle</b>	320052	









<b>Optional – LED Lighting System</b>		
<b>Item Description</b>	<b>Part No.</b>	
<b>Marker Light – Rear</b>	322400	
<b>Marker Light – Front</b>	322401	
<b>Rear Light Cluster</b>	322402	
<b>Rear Light Cluster c/w reversing lamp</b>	320211	
<b>Indicator Light</b>	322403	
<b>Fog Light</b>	322404	
<b>Rear/Brake Light</b>	322405	
<b>Light Cluster Bracket</b>	322406	
<b>Registration Plate Light</b>	322407	
<b>Resistor</b>	322408	



## Optional – LED Lighting System cont.







Item Description	Part No.	
<b>Combination Marker Lamp</b>	320212	
<b>13pin Plug</b>	320033	
<b>13pin Socket</b>	320070	
<b>13 to 7pin Adaptor</b>	320034	



<b>Spares commonly required for Running Gear</b>		
<b>Item Description</b>	<b>Part No.</b>	
<b>Coupling</b> c/w 30mm Eye	127002/30	
<b>Coupling Draw Tube</b>	127012	
<b>Coupling Gas Strut</b>	127013	
<b>Coupling Bellows</b>	323031	
<b>Coupling Handbrake Lever</b>	323020	
<b>Brake Cable</b> (Sold singularly)	323040	
<b>Brake Equaliser</b>	323052	
<b>Brake Rod – 1800mm long</b> M10 Thread	323063	
<b>Breakaway Cable</b>	323071	



## Spares commonly required for Running Gear cont.

Item Description	Part No.	
<b>Jockey Wheel Unit - 3000kg</b> complete	321000	
<b>Jockey Wheel Unit, 3500kg</b> Complete In production circa 04/2012	321007	
<b>Jockey Wheel only</b>	321004	
<b>Jockey Wheel Handle and Pad</b>	323512	
<b>Road Wheel</b>	332215	
<b>Mudguard</b>	323134	



- Able to handle coil sizes from 40mm up to 180mm.
- Inner coil end is held firmly in place until the last part of the coil is dispensed by use of the pipe end clamp and ratchet strap.
- Patented central drum prevents pipe pull through during dispensing.

## Illustrated Parts and Price lists Are Available

Just ask [sales@stevevick.com](mailto:sales@stevevick.com)

- Dead Service Insertion 17.5mm (17.5 sealant cartridges)
- Drainblock and Ratblock
- Flowstop & Abandonment (Foambags, Dead End Seals, Foam Caps, Hacksaw Blades)
- Hire Parts & Price List (plant hire)
- Keel Cutter (N450 & N600 requires power pack for use, also available)
- Live and Dead Service Insertion (rigid 4 wheel cutter, foampack, nosecones, mini end seals, taper tools)
- Live Mains Insertion (Lyontec Glandboxes, Insertion and End Seals, Liveheads and Test Ends)
- Live Service Insertion -20-25mm (Pushing machine for use with kit, foampack, nosecones, mini end seals)
- Live Service Insertion 32mm (Pushing machine for use with kit, foampack, nosecones, mini end seals)
- Live Service Isolator - Generic Large (Isolators with clamps, etc.)
- Live Service Isolator - Generic Small (Isolators with clamps, etc.)
- Live Service Transfer (Drills, holesaws, foam stop tees and kits)
- Macaw Pipe Cracker (Mini Macaw 4-8" & Large Macaw 12-24")
- Mini Purge Ejector
- Pipe Coil Trailer 125 - 160
- Pipe Coil Trailer 180
- Pipe Coil Trailer 50 - 90
- Pipe Coil Trailer 90 500
- Pipe Handler 125 Mini (for use with 1.5 ton digger)
- Pipe Handler 180 Midi (for use with 3 ton digger)
- Pipe Handler 355 , 500 , 630 (for use with 5-8 ton, may suit larger size diggers)
- Polyfill
- Pushing Machine 125 Pneumatic
- Pushing Machine 180 Hydraulic (requires power pack for use, also available)
- Rapid Service Isolator (Applicator gun, kit bag and sealant)
- Service Removal Tool (Service removal tool, 4 wheel cutters)

