

S.E.A.L.™ Gas Main Stub End Abandonment—live

For use on L.P. Systems 3" - 12" in diameter

It is often impractical to disconnect a redundant main directly at its connection with the parent main. This may be because the tee piece is located under a busy junction or is in a sensitive area such as in the vicinity of a petrol station, where the disruption caused by the work would be unacceptable.

Final abandonment of these unnecessary sections of main is crucial if leakage problems are to be avoided.

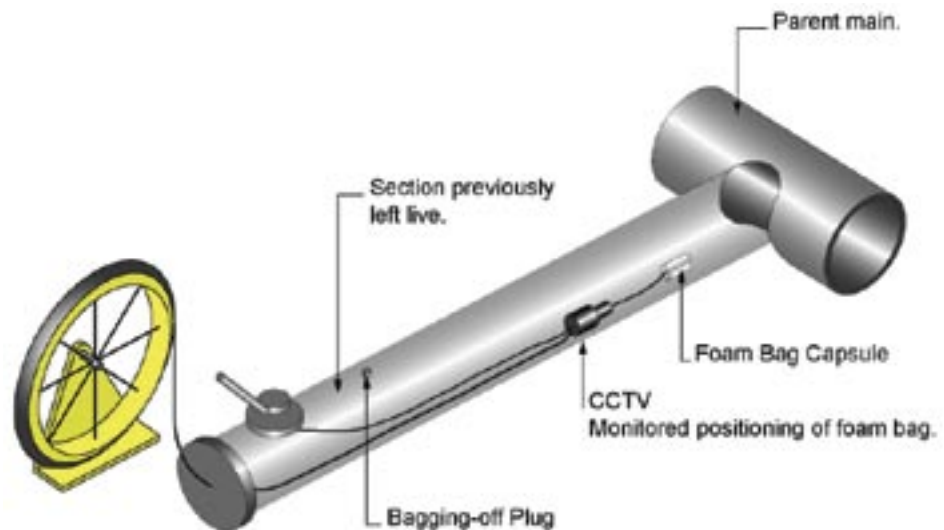
In these circumstances, the solution is S.E.A.L.™, a technique developed jointly by Steve Vick International and Transco. S.E.A.L. offers a secure and final abandonment of the short 'stub ends' which had previously been left live (typically 2 to 20 metres in length although longer lengths are sometimes possible).

Using the well proven FOAMBAG™ foam sealant technology in conjunction with CCTV equipment, it is possible to excavate onto the stub end at a non-sensitive location and render it gas free from the point of the main connection to the cap end previously fitted.

This procedure is carried out by Steve Vick International as a contract service.

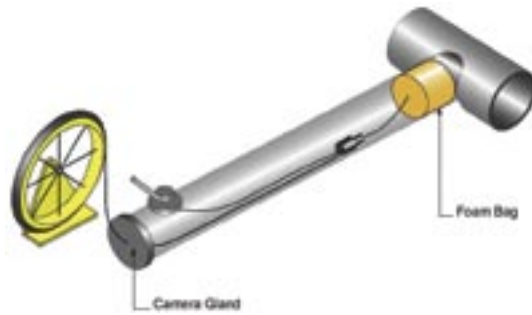
Call Technical Support on 01225 480488

Offers a secure and final abandonment of the stub end previously left live. Uses FOAMBAG™ foam sealant technology in conjunction with CCTV equipment




1. A bag stop operation is carried out at a convenient location so that the CCTV equipment can be inserted through the camera gland, locating the neck of the tee on the parent main.

The redundant section of main is rendered permanently safe by the insertion of expanded resin foam

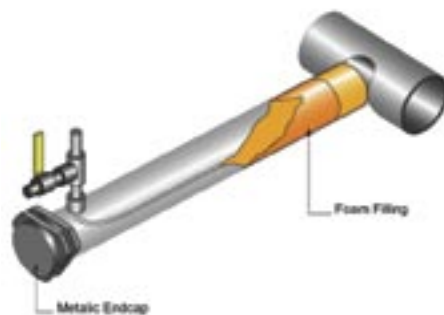


FOAMBAG™ partially...



....and fully extended

- Using the CCTV camera, a FOAMBAG™ is inserted and positioned at the neck of the tee. It is pulled back by 500mm and then filled with expanding resin foam from the foam injection machine.



- The camera is removed and the isolated section of main is vented and checked for any built up of gas pressure. If the FOAMBAG™ is holding, the camera gland is removed and the main is cut between the two bag holes. A permanent metallic end cap is fitted.



- A fill tube is inserted through the primary bag hole and is pushed up to the FOAMBAG™. Foam is then injected to fill the abandoned section of main. The end of the tube is pushed into the main and the hole is plugged.



Steve Vick International Ltd.
 Unit 4 Pinesway
 Ivo Peters Road
 Bath BA2 3QS
 UK

Phone: +44 (0)1225 480488
 Fax: +44 (0)1225 480484
 Email: info@steevick.com
www.steevick.com

