

# LIVE GAS SERVICE ISOLATOR KIT

For isolating steel services from ¾” to 2” diameter operating at up to 75mbar

The Steve Vick International Service Pipe Isolator technique offers a safe method of severing a live gas steel service in ‘no-gas’ conditions. It is designed either for use in conjunction with Live Service Insertion or simply as a cut-off procedure.


The key component of the kit is a re-useable, under pressure Isolator Clamp which is attached to the service. This has a perpendicular valve for drilling through the pipe and an angled valve for inserting a flow stopper.

## Applications

The Isolator technique is suitable for use on steel services between ¾” and 2” diameter operating at pressures up to 75mbar.

## Kit description

The Isolator Kits can be supplied in various formats to suit customer requirements and can be delivered in purpose-built carrying cases if required. Typically a kit would include Isolator Clamps in one or more sizes, Steve Vick Drill, a compressed air operated Ratchet and/or a manual Ratchet and Stopper, with all the associated components.



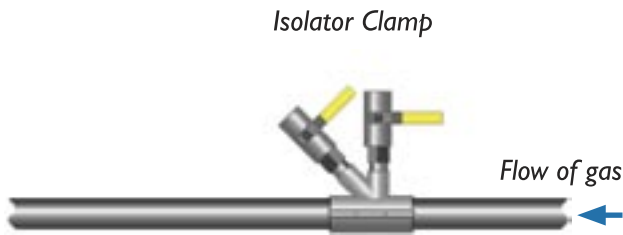
**The  
safe way  
to cut off  
live steel  
services**

Everything required to carry out the Live Steel Service Pipe Isolator technique can be supplied in a kit, such as the one shown right. This example includes three sizes of Isolator Clamp, for services between ¾” and 1¼”. Other size combinations and different types of carrying case can be supplied in line with customer preferences.

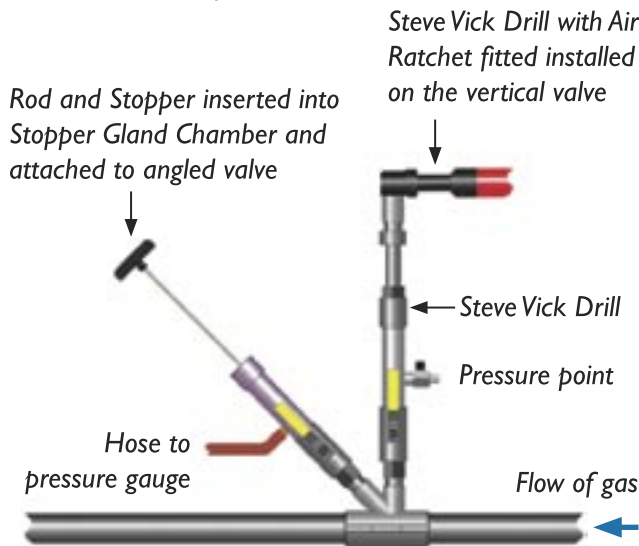


## Method

- ① The service is accessed via small excavation and the Isolator Clamp is attached.



- ② The Steve Vick Drill is attached to the vertical section of the Isolator Clamp and the Stopper is installed on the angled section of the Clamp.

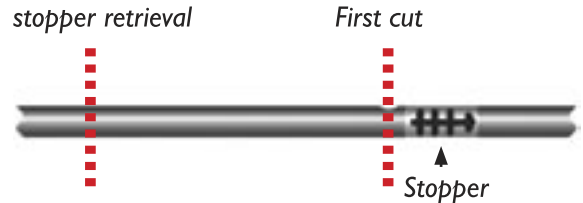


Following a successful integrity test on the Clamp seal and Drill, the drilling operation is carried out; the operative monitors the pressure throughout.

The stopper is then inserted into the steel service chamber to create a seal. The stopper shaft is then disconnected and the Insertion Rod withdrawn into the gland chamber.

- ③ Once the Isolator Clamp is removed, the service pipe can be cut out, the first cut being made through the drilled hole near the Stopper.

Second cut leaving sufficient space to accommodate stopper retrieval



- ④ Finally, a Retrieval Rod is attached to enable the Stopper to be withdrawn, gas free, through a live service insertion valve and gland assembly.

The service can then be capped off or live inserted.



PE pipe is inserted into the live gas service through a gland assembly and using a pushing machine.

## Other Service Insertion Products

Steve Vick International has been involved with the gas service insertion technique since its inception. We offer products for Live and Dead Service Insertion, including FOAMPACK™ resin foam kits, grout kits, pushing machines and a tool for removing sections of metallic pipe which have been live inserted with PE.

**STEVE  
VICK**  
INTERNATIONAL

Steve Vick International Ltd  
Unit 4 Pinesway  
Ivo Peters Road  
Bath BA2 3QS  
UK

Phone: +44 (0)1225 480488  
Fax: +44 (0)1225 480484  
Email: [info@stevevick.com](mailto:info@stevevick.com)  
[www.stevevick.com](http://www.stevevick.com)

